

RideKC STREETCAR™

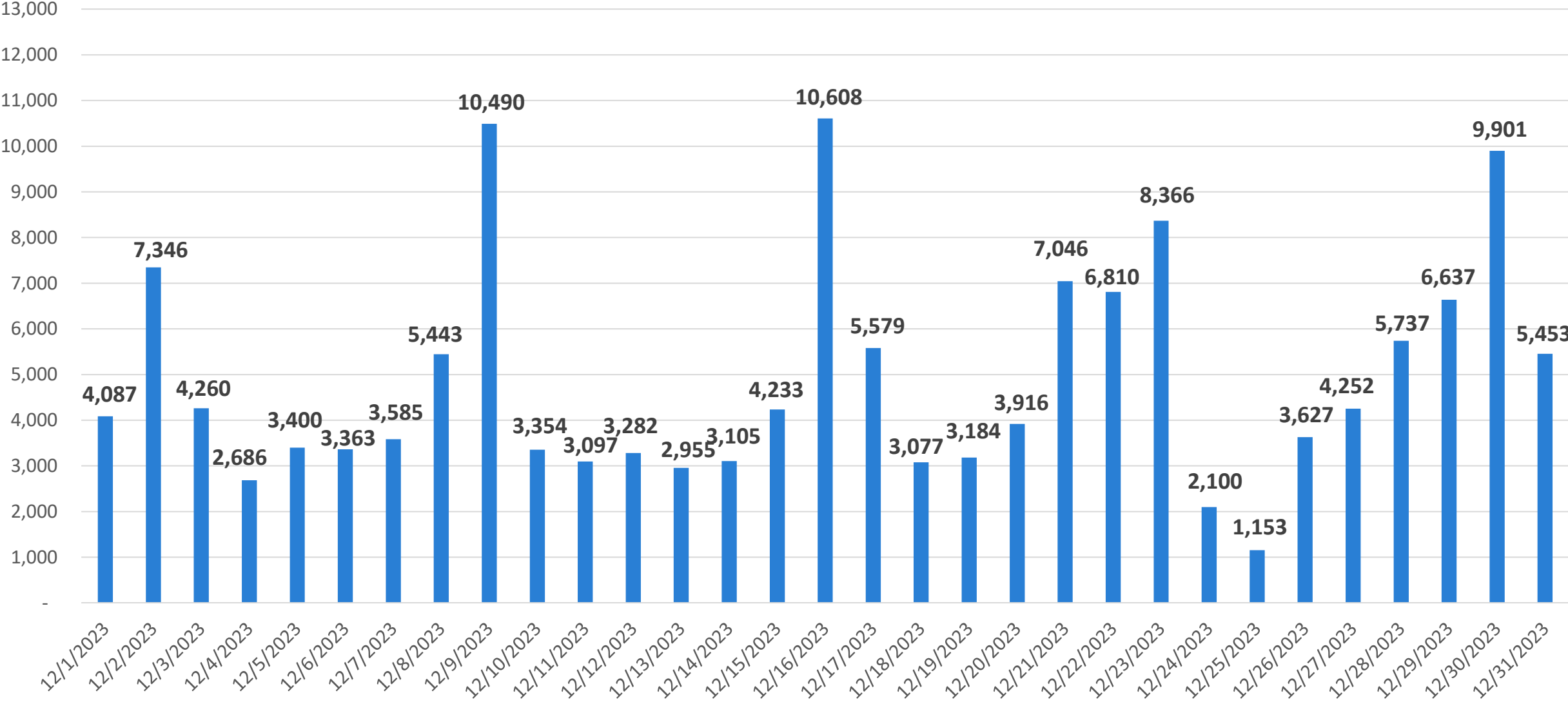


RIDERSHIP & PERFORMANCE

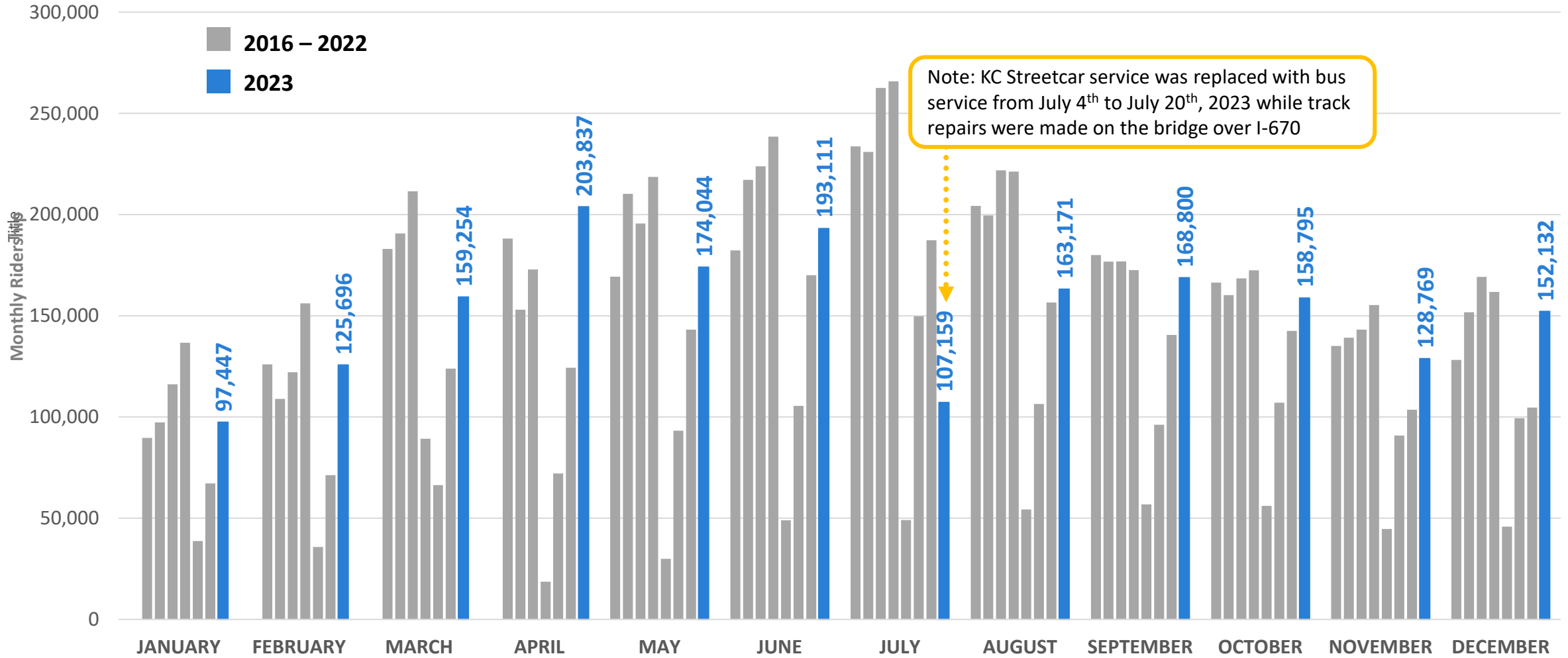
KC STREETCAR RIDERSHIP FACTS AS OF 12.31.23

- 2023 AVE. DAILY RIDERSHIP: **5,020**
- TOTAL RIDERSHIP (2016-2023): **13,029,481**
- 2023 TOTAL RIDERSHIP TO DATE: **1,832,215**

MONTHLY RIDERSHIP: 152,132



RIDERSHIP COMPARISONS: 2016 - 2023



KC STREETCAR 2023 RIDERSHIP

- Highest ridership day EVER on April 27th (NFL Draft) at 21,601 rides
- Nearly 60,000 trips over 3 days for the NFL Draft (April 27th – 29th)
- High ridership periods: NFL Draft, Liberty Memorial Balloon Glow event, Memorial Day Holiday, Labor Day Holiday weekends
- Surpassed 1.8M trips in 2023 (*substantial increase from 2022 with 1.5M rides*)
- Steady recovery in ridership (*ended 2023 at approx. 90% of pre-COVID ridership*)
 - Weekday ridership (Mo-Fr) averaged 80% “recovery” where weekend ridership (Sa-Su) averaged 95% “recovery”

KC STREETCAR 2023 TOP RIDERSHIP DAYS

1. **Thursday, April 27th: 21,601** (*NFL Draft Weekend*)
2. **Saturday, April 29th: 20,054** (*NFL Draft Weekend*)
3. **Thursday, April 28th: 15,835** (*NFL Draft Weekend*)
4. **Saturday, June 17th: 14,527**
5. **Saturday, June 3rd: 14,171**
6. **Saturday, September 2nd: 13,534** (*Labor Day Weekend*)
7. **Saturday, August 19th: 12,614** (*Balloon Glow*)
8. **Saturday, April 8th: 12,395**
9. **Saturday, October 21st: 12,302**
10. **Sunday, May 28th: 12,233**

KC STREETCAR RIDERSHIP FACTS

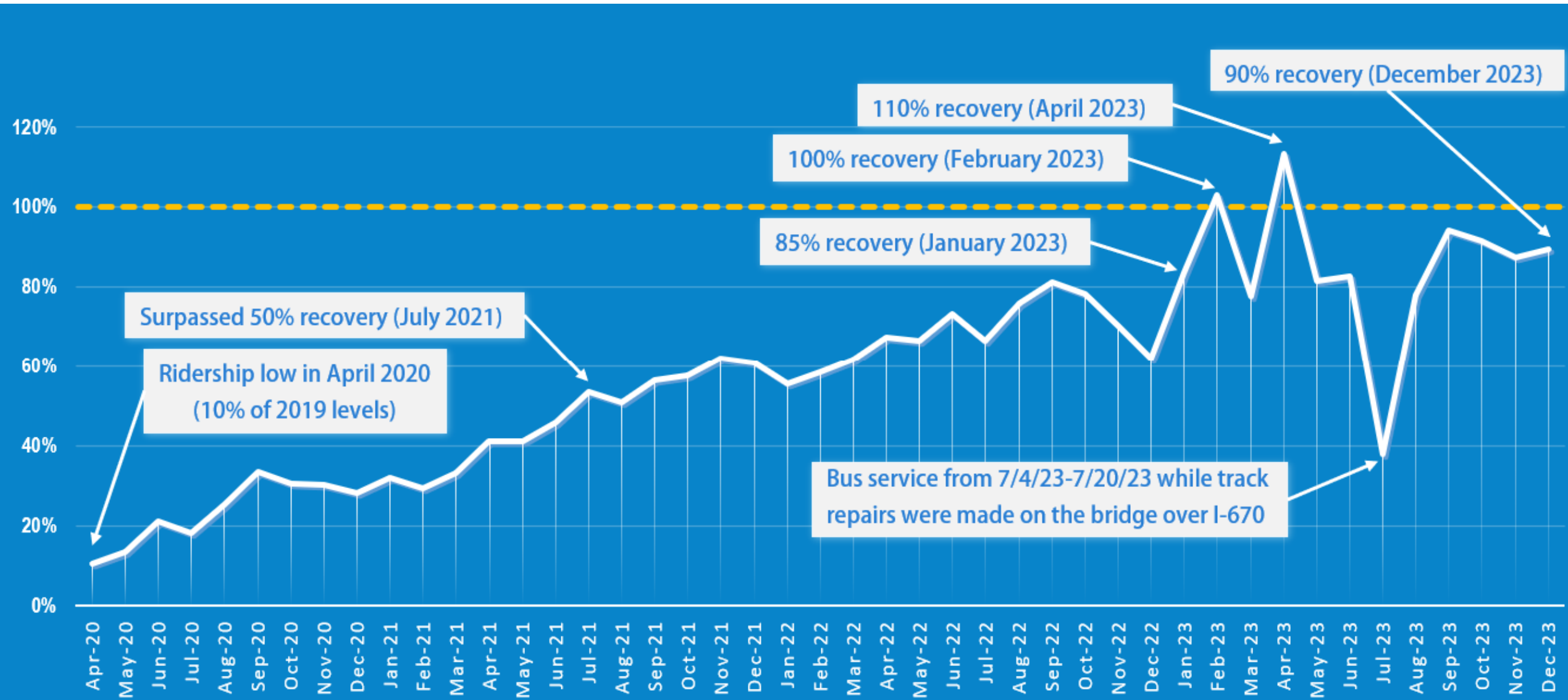
Average Daily Ridership (by year)

- 2016 = 5,830
- 2017 = 5,678
- 2018 = 5,794
- 2019 = 6,107
- 2020 = 2,148
- 2021 = 2,907
- 2022 = 4,205
- 2023 = 5,020

Annual Ridership (by year)

- 2016 = 1,399,153
- 2017 = 2,072,367
- 2018 = 2,114,717
- 2019 = 2,228,942
- 2020 = 786,085
- 2021 = 1,061,105
- 2022 = 1,528,512
- 2023 = 1,832,215
- **TOTAL RIDERSHIP (2016-2023): 13,029,481**

KC STREETCAR RIDERSHIP RECOVERY



KC STREETCAR STOP ACTIVITY (2023)

Activity by stop accounts for both boardings and alightings at each KC Streetcar stop.

- Union Station continues to see the greatest activity (nearly a third of all activity)
- River Market stops account for approximately 20% of total trips

